

1221 ADSL Router



The 1221 ADSL Router is a professional state-of-the-art router with built-in ADSL/ADSL2/ADSL2+ line interface, providing high-speed connectivity to professional users over an unconditioned unshielded twisted pair.

1221 ADSL ROUTER

The 1221 ADSL router can be used with the 2400 Central office solution or in combination with any third-party DSLAM (Digital Subscriber Access Multiplexer), providing high-speed connectivity for business applications. Fully supported by the TDRE (Total Dynamic Routing Engine), the unit supports advanced features such as IP Quality of Service, IP Virtual Private Networks and support for VLANs. With a routing performance of 45.000 pps (80.000 pps for versions with built-in hardware accelerator), the 1221 ADSL Router is capable to handle any type of multimedia or delay-sensitive traffic.

FEATURES

The basic unit features one DSL interface and one 10/100 Base-T Ethernet Interface. Additional models offer the possibility to have an integrated 4-port Ethernet switch, to have a second independent Ethernet interface (for DMZ or backup purposes) and to have an additional ISDN or PSTN WAN interface to secure the DSL line. An optional integrated encryption accelerator allows to encrypt IPsec tunnels at wire speed.

The equipment supports different management interfaces on different levels of the network. At the local level it is possible to manage the equipment over a management console interface by means of a PC maintenance tool, a command line interface or a menu driven interface.

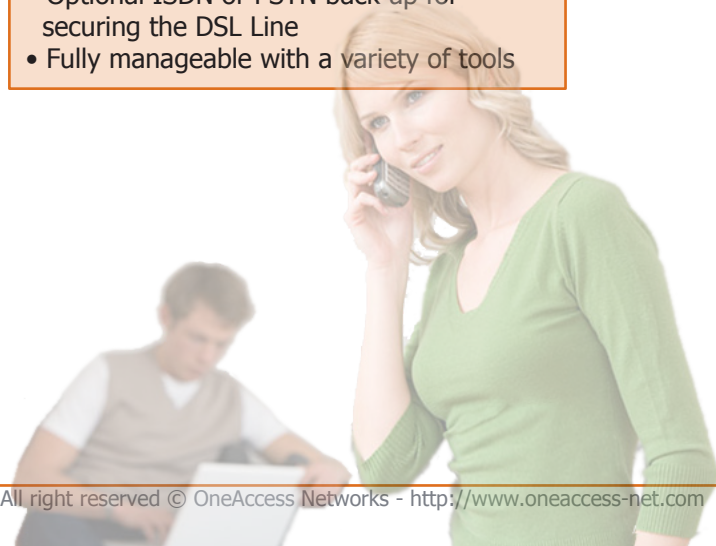
On IP level, the equipment supports Telnet, SNMP, HTTP or TFTP/FTP. In this way it is possible to integrate the unit in any existing network management environment.

At network level it is possible to manage the access network with a stand-alone element manager or with an element manager integrated into HP OpenView.

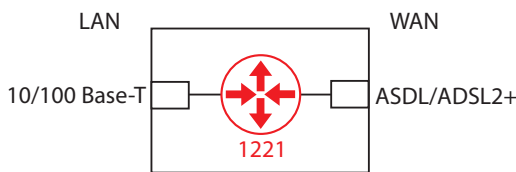
The 1221 ADSL Router supports auto-install features over WAN network. This makes it ideally suited to plug-and-play installation at customer premises while the configuration is prepared at a central site.

FEATURES AND BENEFITS

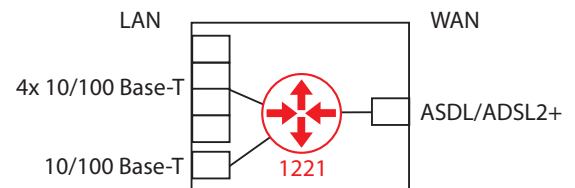
- Feature-Rich Router with built-in ADSL/ADSL2+ line Interface
- Direct connection to a DSLAM based access network
- Support for advanced services based on VPN and VLANs
- Advanced QoS Mechanisms of supporting VoIP traffic
- Standard 10/100 auto-sense Ethernet interface
- Optional second Ethernet interface for backup or creation of DMZ
- Optional built-in ethernet switch
- Optional ISDN or PSTN back-up for securing the DSL Line
- Fully manageable with a variety of tools



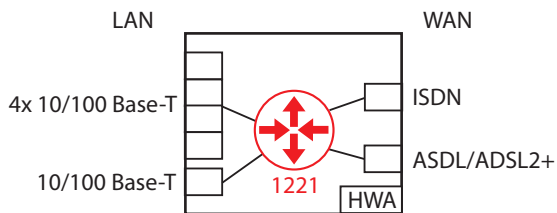
1221 ADSL



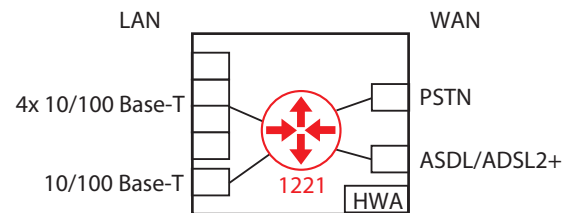
1221 ADSL 2ETH-4P



1221 ADSL 2ETH-4P ISDN HWA



1221 ADSL 2ETH-4P PSTN HWA



1221 ADSL ROUTER SPECIFICATIONS

Line Interface

- Single-pair ADSL/ADSL2/ADSL2+ line access
- Connector: RJ12/RJ45
- Impedance: 135 Ohm
- Coding: compliant to ITU-T G.992.1 (ADSL G.dmt), ITU-T G.992.2 (ADSL G.Lite), ETSI TS 101 388 v1.3.1, ITU-T G.992.3 (ADSL2 G.dmt), ITU-T G.992.4 (ADSL2 G.Lite), ITU-T G.992.5 (ADSL2+ DMT), ANSI T1.413 issue 2
- Support for ITU-T Annex A (POTS) or Annex B (ISDN and POTS)
- Line speeds:
 - Downstream: 32 kbps up to 26 Mbps
 - Upstream: 32 kbps up to 1088 kbps
- Performance monitoring: compliant G.826 (errored seconds, severely errored seconds, unavailability seconds)

LAN ports

- Compliant with IEEE 802.3 10 Mbps HDX/FDX Ethernet
- Compliant with IEEE 802.3u 100 Mbps HDX/FDX Ethernet
- 10/100 Mbps auto-sense
- Auto cross-over
- RJ45 Unshielded Twisted Pair (UTP)

Integrated VLAN switch (on selected models only)

- Number of ports: 4
- VLAN tagging per port
- Tagged, untagged or trunking VLAN operation
- Maximum total number of VLANs: 16

BRI interface (on selected models only)

- PPP WAN encapsulation
- Connector: RJ45 S0 DTE
- Applicable standards: I.420, I.412, I.430, I.440 (= Q.920), I.441 (= Q.921), I.450 (= Q.930), I.451 (= Q.931)
- Number of interfaces: 1

Control interface

- Applicable standards: ITU-T V.24, V.28, EIA/TIA 574
- DCE signals: RXD, TXD, SGND
- Connector: female DB9

Sales Code

- >188513: 1221 ADSL-A/B 230VAC
- >190233: 1221 ADSL-A/B 2ETH-4P 230VAC
- >188518: 1221 ADSL-A/B 2ETH-4P HWA 230VAC
- >188523: 1221 ADSL-A/B 2ETH-4P HWA ISDN-BRI 230VAC
- >188529: 1221 ADSL-A/B 2ETH-4P HWA PSTN 230VAC

More sales codes are available for other local powering options

Supported DSL Encapsulation Protocols

- ATM

IP Routing

- Conform TDRE 12.0 (Total Dynamic Routing Engine)

Routing and Bridging Performance

- Routing & Bridging performance: 45 / 80 kpps*
- Supported number of ATM PVCs: 31
- Supported number of IP VPN tunnels: 25
- Supported number of VLANs: 200
- Supported number of bridge-groups: 13

* Highest value for versions with hardware accelerator

Memory

- 16 MByte DRAM
- 8 MByte Flash

Maintenance and management support

- Conform TDRE 12.0 (Total Dynamic Routing Engine)
- Reset button with preconfiguration

Front Panel Indications

- PWR: Power
- LINE / LNK: first line pair status
- LINE / BACKUP: Backup status
- LINE / ACT: WAN encapsulation protocol status (DSL or backup)
- LAN1 / 1.4: LAN status on Ethernet switch
- LAN2: LAN status of second Ethernet port

Mechanical Data

- Dimensions: 45 x 220 x 135 mm
- Weight: 500 g

Power Requirements

- Input voltage: 12 Vdc, 1 A
- External power adapters available for 24 Vdc and -48 Vdc, 115 Vac and 230 Vac
- Power consumption: max 6,5 - 9,5 W depending on version